

# Right angles


# Unit 4

Look at this door.



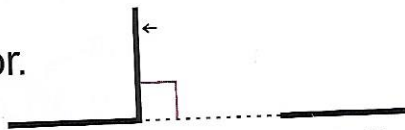
It has opened a little bit so this is a **small angle**.

Look at this door.



It had opened wider so this is a **larger angle**.

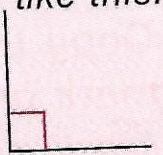
Now look at this door.



This **angle** has a special name. It is called a **right angle**. This page has a **right angle** in each corner.




A right angle is shown like this.



**A** Write in your book which of these things have right angles.

1 door



2 book



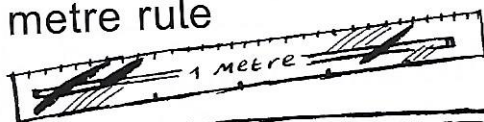
3 birthday card



4 ball



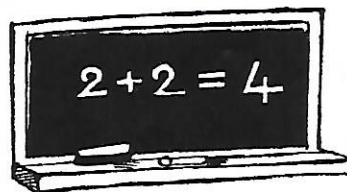
5 metre rule



6 rose



7 board



8 cat

