
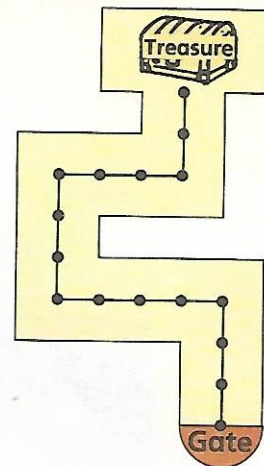


Going for gold

F3 means forward 3,
L means turn left,
R means turn right.

The directions from the gate to the Treasure are

Start **Gate** F3, L, F4, R, F3, R, F3, L, F2 **Finish** 




Use the Goldrush map on the next page.

1 Name the place where you finish.

Start

Finish

 F5, R, F7, R, F3, R, F2. _____

 F2, R, F4, L, F5, R, F3, R, F2, L, F4. _____

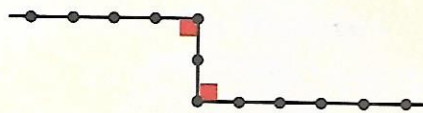
2 Draw a path from each of these gates to the gold. Write the directions.

Start

Finish



3 Mark all the right angles on your paths like this.



4 How many right angles are on each path?



5 Do all this again for  and 

6 Write directions for other paths. Ask a friend to check them.

